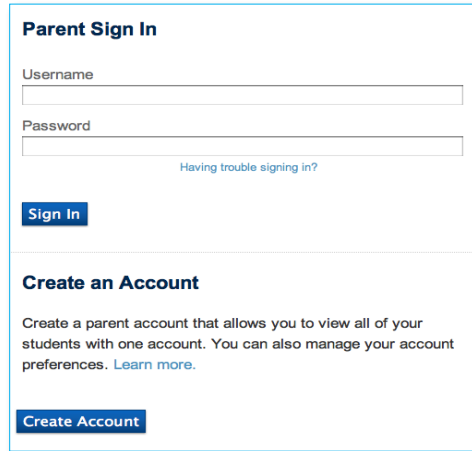


Creating a Parent Portal Account

1. Open a web browser (Firefox, Safari, or Internet Explorer), and enter this web address: **powerschool.sandi.net**
The window changes to the following:



Parent Sign In

Username

Password

[Having trouble signing in?](#)

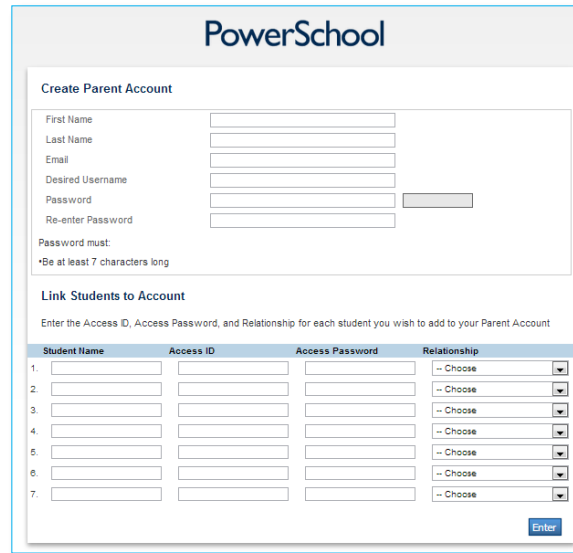
Sign In

Create an Account

Create a parent account that allows you to view all of your students with one account. You can also manage your account preferences. [Learn more.](#)

Create Account

2. Simply click **Create Account** at the bottom of the window (without typing anything in the blank fields).
The window changes to the following:



PowerSchool

Create Parent Account

First Name
 Last Name
 Email
 Desired Username
 Password
 Re-enter Password

Password must:
 •Be at least 7 characters long

Link Students to Account

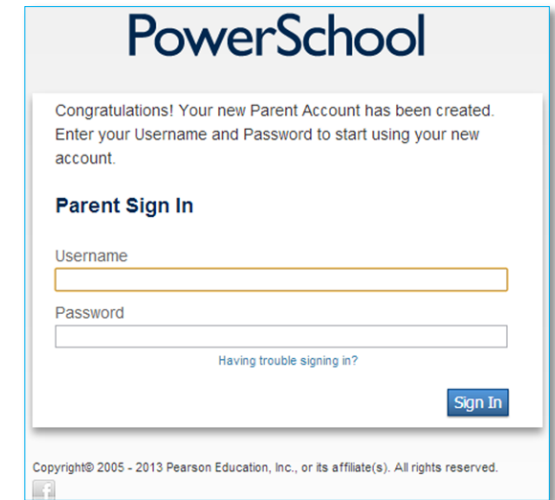
Enter the Access ID, Access Password, and Relationship for each student you wish to add to your Parent Account

Student Name	Access ID	Access Password	Relationship
1. <input type="text"/>	<input type="text"/>	<input type="text"/>	-- Choose --
2. <input type="text"/>	<input type="text"/>	<input type="text"/>	-- Choose --
3. <input type="text"/>	<input type="text"/>	<input type="text"/>	-- Choose --
4. <input type="text"/>	<input type="text"/>	<input type="text"/>	-- Choose --
5. <input type="text"/>	<input type="text"/>	<input type="text"/>	-- Choose --
6. <input type="text"/>	<input type="text"/>	<input type="text"/>	-- Choose --
7. <input type="text"/>	<input type="text"/>	<input type="text"/>	-- Choose --

Enter

3. In the Create Parent Account area at the top of this window, enter *your* name, email address, a Desired Username that you will enter every time you log in to the Parent Portal, and a Password that you will enter every time you log in to the Parent Portal.
The password must be 7 characters or more.
4. Enter your child's name, Access ID, and Access Password. (Access ID and Access Password was given to you by your child's school.) Choose your Relationship to the child from the drop-down menu.
If you have other children enrolled in San Diego Unified School district, enter their names, Access IDs, Access Passwords, and Relationships.

5. Click **Enter**.
The window changes to the following:



PowerSchool

Congratulations! Your new Parent Account has been created.
 Enter your Username and Password to start using your new account.

Parent Sign In

Username

Password

[Having trouble signing in?](#)

Sign In

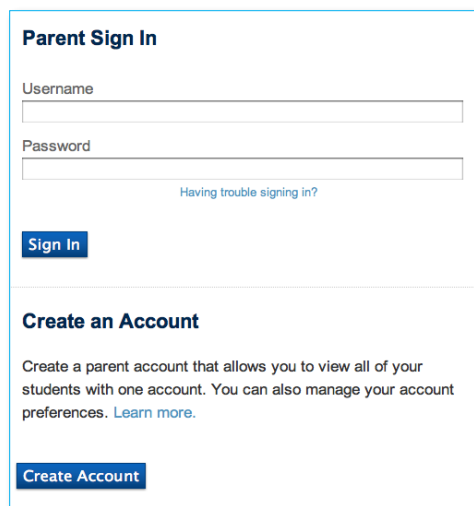
Copyright© 2005 - 2013 Pearson Education, Inc., or its affiliate(s). All rights reserved.

Signing In to Your New Account for the First Time

6. In the blank **Username** field, enter the Desired Username you just created.
7. In the blank **Password** field, enter the password you just created.
8. Click **Sign In**.

Signing In to Your Account after Your First Time

1. Open a web browser (Firefox, Safari, or Internet Explorer), and enter this web address: **powerschool.sandi.net**
The window changes to the following:



Parent Sign In

Username

Password

[Having trouble signing in?](#)

Sign In

Create an Account

Create a parent account that allows you to view all of your students with one account. You can also manage your account preferences. [Learn more.](#)

Create Account

2. In the blank **Username** field at the top of the window, enter the Desired Username you just created.
3. In the blank **Password** field, enter the password you just created.
4. Click **Sign In**.

What You Can Do in the PowerSchool Parent Portal Now!

Re-enrollment

You can fill out the San Diego Unified School District Pre K through 12 Re-enrollment form *electronically*.

Upcoming Features of the PowerSchool Parent Portal

Attendance

View attendance totals and an attendance grid for the term.

Teacher Comments

View general comments by your student's teachers.

Grade History

View your student's grades, assignment scores, citizenship grades, and credit hours.

Transcript

View your high school student's cumulative transcript.

Email Notification

Receive various email notifications from the school.

School Bulletin

Read daily announcements.

My Calendars

Subscribe to your student's class assignments, scores, and final grades calendars. (iCal calendar/)

Account Preferences

Change your profile information, and add students to your account.

Student Name _____

Access ID: _____

Access Password: _____